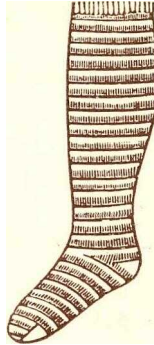



# STRIPED WORK.

## 51. *Striping without knotting.*

1. Stop yarn-carrier on front or at C.\*
2. Break off yarn within one inch of yarn-carrier.
3. Place extra bobbin under second eye of yarn-stand, or
4. Under second eye of cross-bar for power machines.
5. Pass the yarn through this eye direct to carrier.
6. Pass it under hook of back-eye, and
7. Forward through slot into front-feeding-eye, then
8. Lay it under hooks of needles to left of carrier ;
9. Leave 3/4 of an inch of yarn on inside of cylinder,
10. Thereby causing the two yarns to cross each other,
11. Forming a splice or double-knitting on a few needles,
12. Which is considered better than tying or knotting.
13. Various colors can be introduced as above, and
14. Any number of rounds knit between each change of color.
15. The yarn should hang down from back eyes of yarn-stand,
16. That it may be readily caught up for changing.



 *The above instruction applies to all our standard machines. Stripe by knotting with the cheap Family machines.*


## 52. *Striping by knotting:*

1. Stop the yarn-carrier on the left or at 3.
2. Break off the yarn 2 1/2 inches from carrier, or
3. The yarn may be broken off above or back of yarn-stand.
4. Tie on second color with a weaver's or sore-finger knot.
5. The smaller the knot, the more easily it is knit.
6. In any case allow the end of yarn to hang down, so
7. It can be readily and quickly caught up in changing.
8. The changing of colors in both styles of stripes
9. Can be done more easily on back of machine.
10. In which case, the heel should be knit on the
11. Same side on which the stripes are made.
12. The ends of thread may be cut off if too long.



## 53. *Knitting two colors :*

1. Two bobbins of fine yarn may be used to make
2. One coarse thread, and both knit as one,
3. In which case knit the two threads by
5. Passing them through the take-up made weak.
6. The two threads will knit more evenly in this way
7. And retain the same color on one side of web.

 *Two yarns may be knit for double-knees in children's stockings ; also for double heels and toes in all classes of hosiery, in which case a fine yarn is usually run in with the regular knitting thread.*

